



National Marine Manufacturers Association

nmma.org

ECONOMIC SIGNIFICANCE OF RECREATIONAL BOATING IN OHIO

CONGRESSIONAL DISTRICT 16

Number of Recreational Boats*	23,326
Recreational Boating Industry Businesses	40
Total Jobs	2,082
Annual Recreational Boating-Related Spending	\$110.1 MILLION



TOTAL ANNUAL ECONOMIC IMPACT OF RECREATIONAL BOATING:

\$261.2 MILLION



RECREATIONAL BOATS IN OH-16

TOTAL BOATS* **23,326**

REGISTERED BOATS **23,326**

Power boats	19,141
PWCs	3,192
Sailboats	983
Other Boats	10

HOUSEHOLDS PER BOAT **12.4**

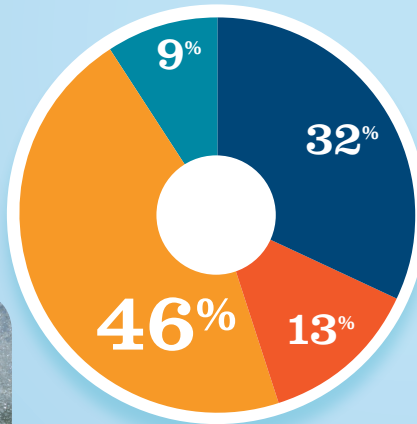


* Total boats are registered boats as reported by states to the USCG.

RECREATIONAL BOATING CREATES JOBS IN OH-16

TOTAL BOATING JOBS **289**

Boat Building	-
Motor / Engine Mfgr.	26
Accessory / Supplies Mfgr.	132
Dealers / Wholesalers	38
Boat Services	93



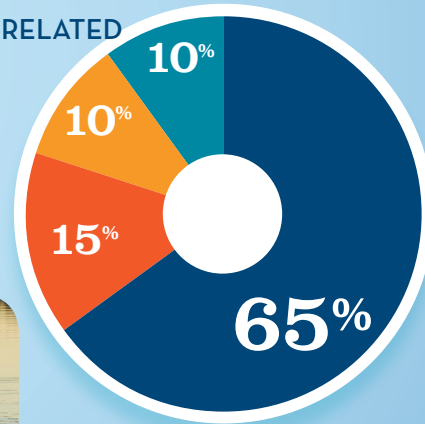
BOAT BUILDING † 0%
MOTOR/ENG. MFGR. 9%
ACC./SUPPLIES MFGR. 46%
DLRS/WHOLESALERS 13%
BOAT SERVICES 65%



RECREATIONAL BOATING-RELATED BUSINESSES IN OH-16

TOTAL BUSINESSES **40**

Boat Building	-
Motor / Engine Mfgr.	4
Accessory / Supplies Mfgr.	4
Dealers / Wholesalers	6
Boat Services	26



BOAT BUILDING † 0%
MOTOR/ENG. MFGR. 10%
ACC./SUPPLIES MFGR. 15%
DLRS/WHOLESALERS 10%
BOAT SERVICES 65%

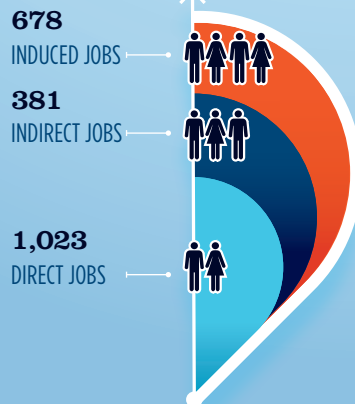


ESTIMATED JOBS IMPACT OF RECREATIONAL BOATING-RELATED SPENDING IN OH-16

EST. TOTAL JOBS **2,082**

EST. TOTAL LABOR INCOME **\$86.1** MILLIONS

Est. Direct Income	\$35.2
Est. Indirect Income	\$21.2
Est. Induced Income	\$29.7



RECREATIONAL BOATING INDUSTRY SALES IN OH-16

Boat Building	\$0.0	\$0.0 MILLION
Motor / Engine Mfgr.	\$15.3	
Accessory / Supplies Mfgr.	\$46.7	\$15.3 MILLION
TOTAL MFG. SALES	\$62.0	
Dealers / Wholesalers	\$17.9	
Boat Services	\$22.1	\$46.7 MILLION
TOTAL RETAIL & SERVICES SALES	\$40.0	\$17.9 MILLION
		\$22.1 MILLION

BOAT BUILDING
MOTOR/ENG. MFGR.
ACC./SUPPLIES MFGR.
DLRS/WHOLESALERS
BOAT SERVICES